

SHAPE ADDITION & SUBTRACTION




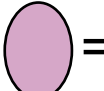


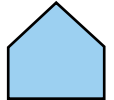



You can have fun with addition and subtraction by using shapes to take the place of numbers. Look at the example first. Then, use the shapes and values in the box below to do the problems at the bottom of the page.

Find the number for each shape and add or subtract. After you've written the sum or difference as a number, write each digit of your answer as a shape!



EXAMPLE

$$\begin{array}{r}
 \text{circle} + \text{triangle} = 13 \\
 \text{circle} + \text{oval} = 4 \\
 \hline
 \text{circle} + \text{pentagon} = 17
 \end{array}$$

 = 1 circle	 = 2 square	 = 3 triangle	 = 4 oval	 = 5 parallelogram
 = 6 star	 = 7 pentagon	 = 8 heart	 = 9 diamond	 = 0 rectangle

$$\begin{array}{r}
 \text{star} \\
 + \text{diamond} \\
 \hline
 \end{array}$$

$$\begin{array}{r}
 \text{circle} - \text{rectangle} \\
 \text{heart} \\
 \hline
 \end{array}$$

$$\begin{array}{r}
 \text{pentagon} + \text{parallelogram} \\
 \text{oval} \\
 \hline
 \end{array}$$

$$\begin{array}{r}
 \text{oval} \\
 + \text{heart} \\
 \hline
 \end{array}$$

$$\begin{array}{r}
 \text{triangle} + \text{pentagon} \\
 - \text{square} - \text{triangle} \\
 \hline
 \end{array}$$

$$\begin{array}{r}
 \text{star} + \text{parallelogram} \\
 - \text{square} - \text{diamond} \\
 \hline
 \end{array}$$